

# smartfriendz

## Y endstop

Written By: serge vieillescaze




## Step 1 — Y endstop




- 2x M3 9mm
- 1x endstop
- 1x endstop support

## Step 2




- Insert wisdom here.

### Step 3




- Insert wisdom here.

### Step 4



- 1x M4 8mm + Tnuts

## Step 5



- Insert wisdom here.