

smartfriendz

8 - Cable settings / Cablage

Written By: serge vieillescaze




Step 1 — 8 - Cable settings / Cablage




- **EN**
- For right motor, take the 90cm long cable
- **FR**
- Pour le moteur droit, prenez le cable de 90cm

Step 2




- Insert wisdom here.

Step 3



- Insert wisdom here.

Step 4




- Insert wisdom here.

Step 5




- Insert wisdom here.

Step 6




- Insert wisdom here.

Step 7




- Insert wisdom here.

Step 8




- Insert wisdom here.

Step 9



- Insert wisdom here.

Step 10




- Insert wisdom here.

Step 11



- Insert wisdom here.

Step 12



- Insert wisdom here.

Step 13




- Insert wisdom here.

Step 14




- Insert wisdom here.

Step 15




- Insert wisdom here.

Step 16




- Insert wisdom here.

Step 17




- Insert wisdom here.

Step 18




- Insert wisdom here.

Step 19




- Insert wisdom here.

Step 20




- Insert wisdom here.

Step 21




- Insert wisdom here.

Step 22




- Insert wisdom here.

Step 23




- Insert wisdom here.

Step 24



- Insert wisdom here.

Step 25



- Insert wisdom here.